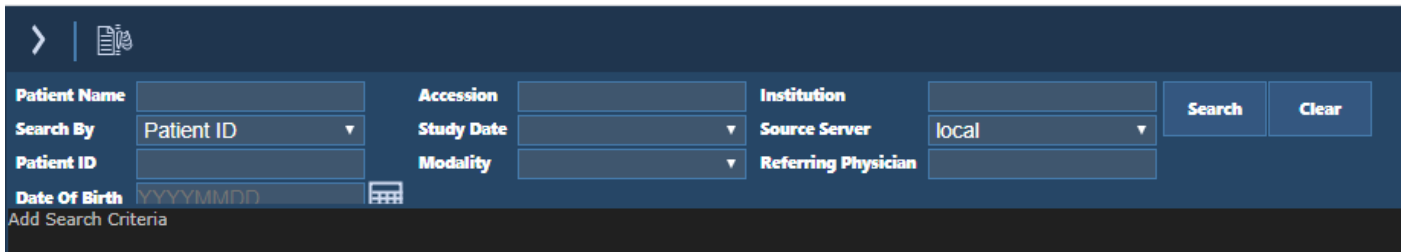


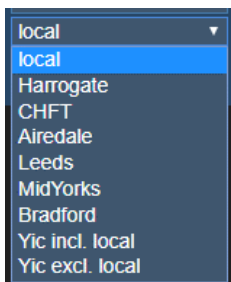
## YIC Xero Exchange Network

Now that the majority of YIC trusts are on the Agfa Xero platform for their day-to-day PACS image viewing, we are able to take advantage of an exciting part of the system, the 'Xero Exchange Network'. Once you have access to this (your local PACS/Systems teams will be able to help with this), you will then have access to the vast majority of YIC regional studies, through a simple web link.

You will log into Xero via a special link which will take you to the XEN version, where you will be presented with this screen:

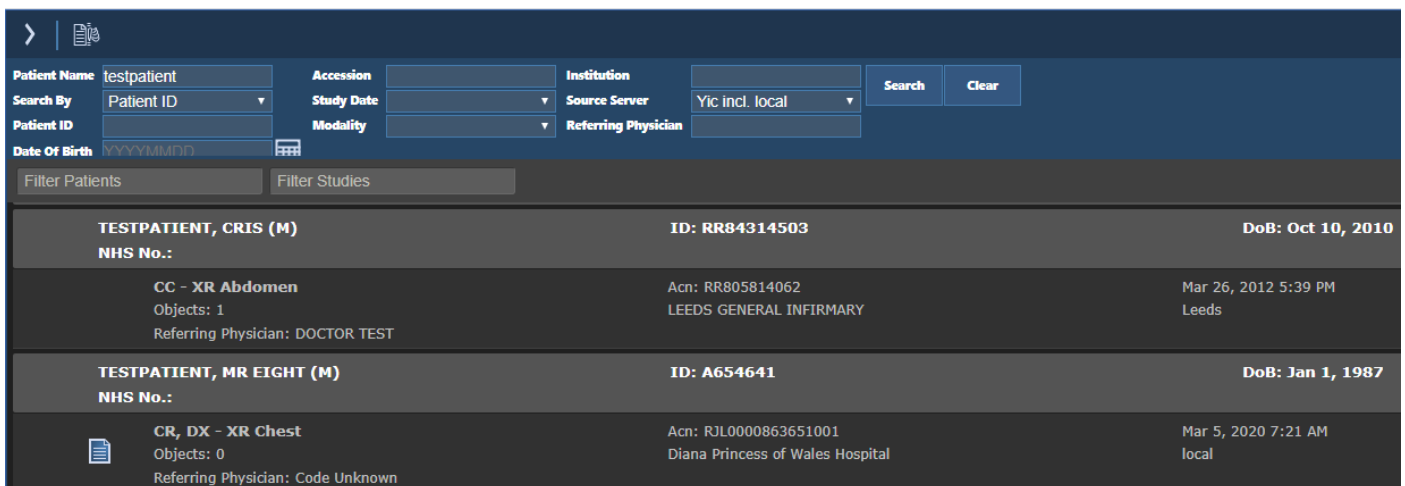


You will see that under Source Server it says "local" if you click this drop down you will instantly see what this is all about... (Note: this image has been taken from Northern Lincolnshire & Goole, your options may vary according to your location).



If you want to search for imaging at a specific trust you can select it from the list, if you want to search everyone including yourself you can select "Yic incl. local" and "Yic excl. local" for everyone without you.

You can search for the patient as normal using whatever criteria you need, but please note that your local hospital number will not return much outside of your area due to each hospital having it's own way of doing things. Combinations of name, date of birth and NHS number are advisable. You can also filter by study date and modality as normal.



Patient Name	ID	DoB
TESTPATIENT, CRIS (M) NHS No.:	RR84314503	Oct 10, 2010
CC - XR Abdomen Objects: 1 Referring Physician: DOCTOR TEST	Acn: RR805814062 LEEDS GENERAL INFIRMARY	Mar 26, 2012 5:39 PM Leeds
TESTPATIENT, MR EIGHT (M) NHS No.:	A654641	Jan 1, 1987
CR, DX - XR Chest Objects: 0 Referring Physician: Code Unknown	Acn: RJL0000863651001 Diana Princess of Wales Hospital	Mar 5, 2020 7:21 AM local

As we can see, our patient 'Testpatient' has many results including these two from the Leeds General Infirmary and the Diana, Princess of Wales Hospital (NLAG). Like normal Xero, the little paper icon means the study has a report which is viewable in Xero and the 'Object:' field shows how many images are available for this study. The rest of the functionality is exactly as you'd expect from Xero!

**Remember! Other trusts may not report studies in the same format yours does...so they will look slightly different.**