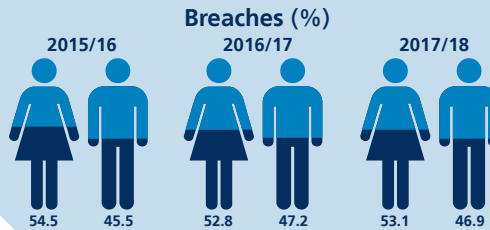


Leeds Local Authority District Population: Female - 51%, Male - 49%. (Source: 2011 Census)

## Accident & Emergency Breaches<sup>1</sup>

	Attendance (%)		
	15/16	16/17	17/18
Female	49.4	49.6	49.7
Male	50.6	50.4	50.3



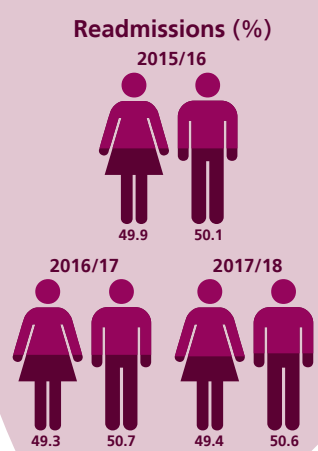
Inpatient Admission (%)

	15/16	16/17	17/18
Female	56.1	56.5	55.9
Male	43.9	43.5	44.1

Outpatient Attendance (%)


	15/16	16/17	17/18
Female	55.7	55.7	55.9
Male	44.3	44.2	44.1

Readmissions



\*compared to inpatient profile data

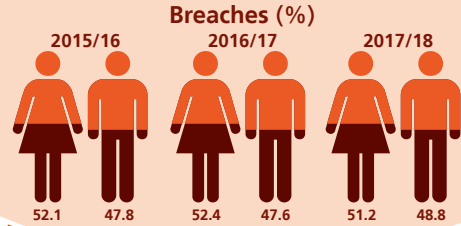
Outpatients Do Not Attend (DNA)



\*compared to outpatient appointment profile data

Attendance (%)

	15/16	16/17	17/18
Female	51.8	52.6	51.9
Male	48.1	47.4	48.1



## Referrals to Treatment (RTT) Breaches<sup>2</sup>

<sup>1</sup> When a patient is not treated within 4 hours by the Emergency Department

<sup>2</sup> When a patient is not treated within 18 weeks of being referred

### Key Findings

- Further deeper analysis of the above data shows that compared to last year patient activity related to sex remains relatively proportionate and raises no concerns.
- Males are consistently more likely than females to be readmitted at a rate which has showed little movement over the last three years.
- Actual numbers are significantly small, the rate of outpatient do not attends in relation to people that have neither declared as male or female has previously been reported as significantly higher in comparison to male and female, but recent data shows the opposite.

### Key Actions

- Provide assurance of data quality on sex by revisiting and reviewing the capturing and recording of the sex (biological) and gender (identify/expression) of patients and making sure there is a differentiation between the two.
- Continue to consciously consider sex and gender in relation to patient activity alongside the remaining protected characteristics.
- Continue to deliver Trans Awareness Training across the Trust and review the effectiveness of the Trans Guidance for staff.

## Disability and Sexual Orientation @ LTHT - Patients 2017/18

In 2016, the Trust started to record the disability-related access needs of patients on the Patient Administration System (PAS), in line with the NHS Accessible Information Standard. Although this will not cover all disabled patients due to only identifying disabled people that have access needs, it will provide the Trust with a level of assurance that disabled people can access Trust services and when received have the same quality outcomes.

In 2018, the Trust will begin to capture the sexual orientation and gender of patients on PAS, which will be supported by staff training and a review of process to ensure data quality. The disability, sexual orientation and gender data analysis will feature in the publication of equality information in 2018/19 and are driven by three separate targeted ambitions set out in 'Our Equality and Diversity Strategy 2015 to 2020'.